

Project Place 'At A Glance'

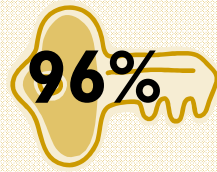
September 2011 Agency Performance Update ¹



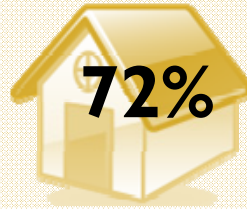
Our Mission

Project Place is a supportive community that promotes hope and opportunity for homeless and low-income individuals by providing the skills, education and resources to obtain stable employment and housing.


Indicators of Success



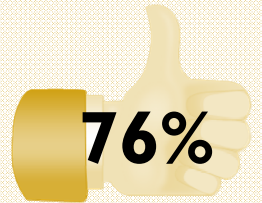
Client²
Housing
Placement
Rate



Client³
Housing
Retention
Rate



Client⁴
Employment
Placement
Rate



One-Year Job⁵
Retention in
Mainstream
Employment

Agency Highlights

- Project Place is thrilled that Executive Director Suzanne Kenney is being honored with the **Wainwright Social Justice Award**, recognizing "outstanding success in addressing issues of social justice".
- Our **lucky 13th Annual Charity Golf tournament** hosted this July at the Bay Club successfully raised \$30,000 to support Project Place programming.
- The Department of Labor's **Homeless Veterans Reintegration Program** has funded us for a third year, helping us to continue placing veterans in jobs and providing them with counseling and skill training.
- At our **44th Annual Meeting and Partners-At-Work Awards** in June, we honored some outstanding supporters and advocates. Honorees included *Community Partner* Rosemarie Sansone, President of the Boston Downtown Business Improvement District, *Volunteer of the Year* film-maker Michael Lee, and *Graduate* Tony Gerena. Also in attendance were Massachusetts Representative Aaron Michlewitz, agency peers, board members, supporters, clients and alumni.

Save the Date!

Eastern Bank's
**Wainwright Social Justice
Award**
Cocktail Reception
November 9, 2011
Sheraton Hotel Boston
5:30-7:30 pm
Honoring
**Suzanne Kenney
and Project Place**

Program Spotlight: Social Impact

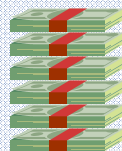
By providing people with the tools to achieve stability and supporting them in their efforts to get jobs and housing, we help to transform lives. Additionally, we would like to share with our individual donors and funders that there is a social return on their investment in our programs. We calculate the impact of our services by looking at the amount of resources invested in the agency, compared to the contributions a graduate makes to society and the savings to society once he or she is healthy and functioning.

**Total amount Project Place spent
on programs and support:**



\$2.4 million

**Total contributions
and savings to society:**



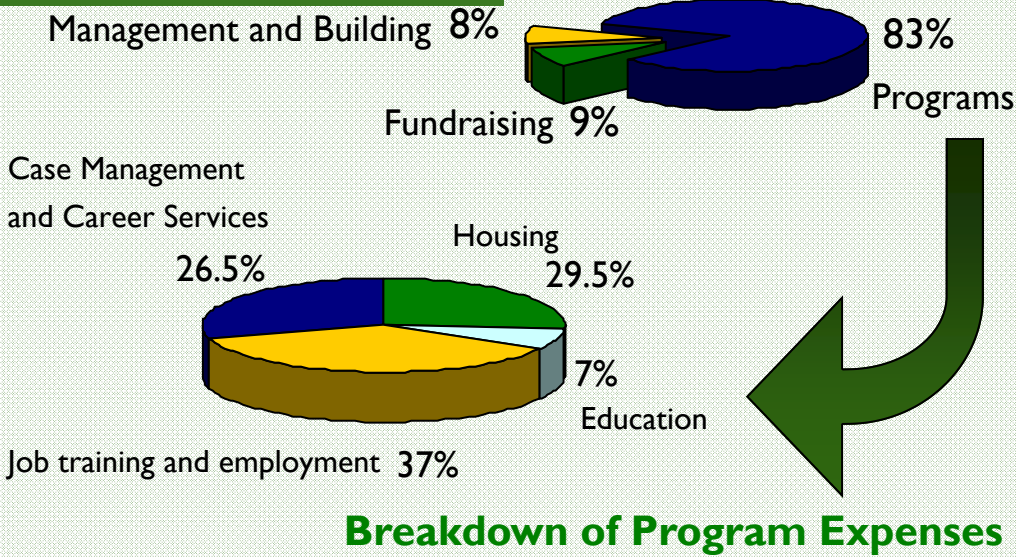
\$2.6 million⁶

**Over 100% return on your investment
in the first year of employment alone**

Noteworthy Numbers:⁷

- 1,039** individuals walk through our doors and received assessment, triage and referral services
- 324** clients were enrolled into programs
- 228** clients prepared to be "work ready"
- 149** clients received housing placement assistance
- 57** clients were employed through our social enterprises

FY 2011 Expenses

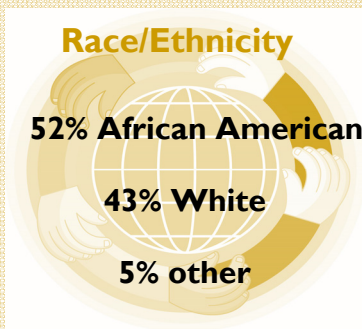


Breakdown of Program Expenses

Notes

1. Reported agency statistics are for July 1, 2010 to June 30, 2011.
2. Includes Betty's Place program clients only, 55% for all agency programs.
3. Includes clients from all Project Place programs for a 12 month period.
4. Includes Social Enterprise clients only, 61% for all agency programs.
5. Includes all Workforce Development programs.
6. Social impact calculated by adding total tax base contributions, taxpayer savings and rental contributions of 86 clients placed in permanent jobs and 82 clients placed in permanent housing in FY1 2011.
7. Reporting on FY 2011
8. Many of our clients face undiagnosed mental illness


Client Demographics



Additionally, 11% identify as Hispanic

Project Place clients reside in the Greater Boston area.

Gender



Age

- Age Range: 18-62
- Male Mean Age: 42
- Female Mean Age: 36

Other Client Information

- 40% High School Diploma/GED
- 39% Mental Health Diagnosis⁸
- 47% Prior Incarceration
- 48% Are Parents
- 65% Victim of Abuse
- 21% Veterans
- 100% Homeless or Low Income
- 100% Motivated to Make Life Change