

Project Place 'At A Glance'

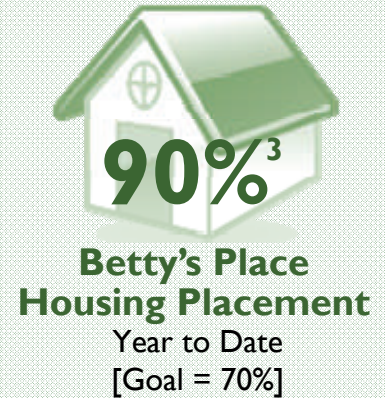
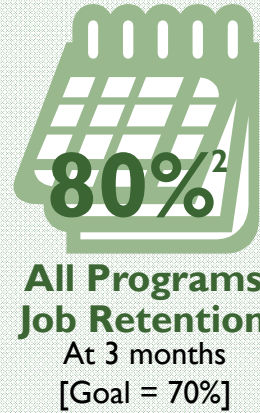
Performance update projected through June 30, 2010



Our Mission

Project Place is a supportive community that promotes hope and opportunity for homeless and low-income individuals by providing the skills, education and resources to obtain stable employment and housing.

Indicators of Program Success




Agency Highlights

- Project Place was awarded the **2009 Bank of America Neighborhood Excellence Initiative Award**, recognizing organizations that are community leaders addressing critical social issues.
- We successfully completed the inaugural year of our **Circle of Champions** initiative, welcoming new individual donors with a long-term and deep commitment to our mission.
- In January, **Clean Corners...Bright Hopes** expanded its offerings to include a janitorial services division.
- Project Place initiated **Veterans Services programming** through a contract with the U.S. Department of Labor, serving 195 homeless veterans this year.
- Project Place successfully completed the first year of a three-year grant from the **Oak Foundation's Housing & Homeless Programme**, funding strategic organizational capacity building.
- We created **strategic alliances** with four other agencies in order to focus on our core competencies and reduce service duplication.


Save the Date: Project Place 12th Annual Golf Tournament is July 21 at Pinehills Golf Club

Comparative Indicators


Cost of Care



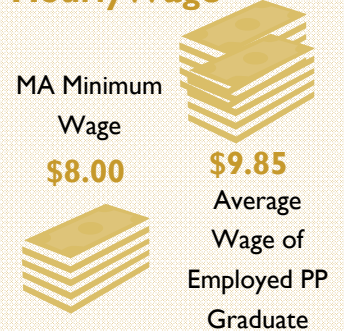
Job Placement



Housing Placement

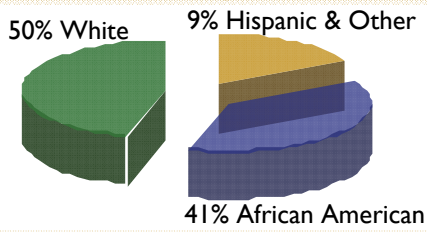


Hourly Wage

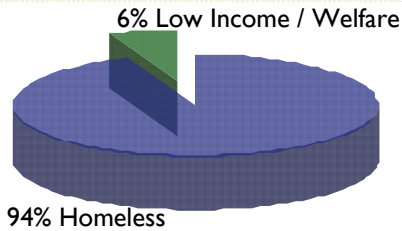


Client Demographics

Race/Ethnicity



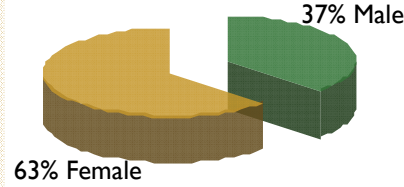
Status



Age

- Age Range: 18-61
- Mean Age: 35
- Majority in their mid-thirties

Gender



All individuals we serve reside in the Greater Boston area.

Other Client Information

- 20% No High School Diploma or GED
- 34% Veterans & Family
- 40% Working to Regain Child Custody
- 40% Mental Health Diagnosis
- 56% Previously Incarcerated
- 65% Victim of Abuse
- 74% Substance Abuse History
- 100% Motivated to Make Life Change

Graduate Employment & Education

Employment By Industry & Avg. Starting Hourly Wage⁹

28%	Food Service, \$9.53	4%	Education, \$9.00
19%	Retail, \$8.86	4%	Manufacturing, \$14.25
9%	Maintenance, \$11.26	4%	Hotel / Hospitality, \$8.50
9%	General Labor, \$9.60	2%	Child Care, \$8.00
8%	Office Services, \$9.53	2%	Healthcare, \$20.00
8%	General Services, \$11.10	2%	Automotive, \$12.00

Further Graduate Training Includes¹⁰

50%	Education / G.E.D.	12.5%	Project Place Enterprise
25%	Additional Job Training	12.5%	Education / College

Notes

1. Indicates job placement rates for social enterprise clients.
2. Indicates job retention rates for all workforce development programs.
3. Includes permanent housing rate for Betty's Place clients.
4. Statistic source: Massachusetts Housing & Shelter Alliance.
5. Success measured by obtaining a job, finding housing, or continuing for further training or education.
6. Statistic source: U.S. Department of Housing & Urban Development. Indicates placement rate for homeless individuals.
7. Includes job placement rates for all workforce development programs.
8. Statistic source: U.S. Department of Housing & Urban Development.
9. Statistics for all agency programs.
10. Statistics for Project 90 participants only.